


Atlas Copco

Desiccant Air Dryers for Superior Productivity

CD+ series (53- 2968 cfm, 25-1400 l/s) / BD+ series (212-6360 cfm, 100-3000 l/s)



Sustainable Productivity




Selecting the right desiccant dryer for your application

A dry compressed air system is essential to maintain the reliability of production processes and the quality of end products. Untreated air can cause corrosion in pipe work, premature failure of pneumatic equipment, and product spoilage.

Why desiccant dryers?

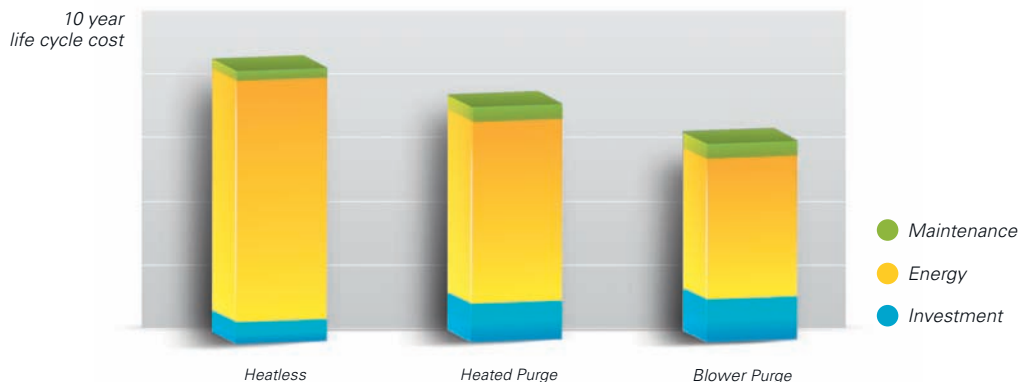
Desiccant dryers consist of two towers filled with desiccant such as activated alumina or silica gel. While one tower is drying compressed air, the other is being regenerated. Desiccant dryers can achieve dewpoints as low as $-40^{\circ}\text{F}/-40^{\circ}\text{C}$ and $-100^{\circ}\text{F}/-70^{\circ}\text{C}$. Three types of desiccant dryer are widely used throughout industry: heatless, heated purge and blower purge.

- **Heatless purge** dryers use a small portion of the dried compressed air for regeneration.
- **Heated purge** dryers use a small and heated portion of the dried compressed air for regeneration.
- **Heated blower purge** dryers use heated ambient air for regeneration.



Lifecycle cost

Desiccant dryer selection should be based on the required dewpoints and the cost of energy required to operate the dryer, not only the initial capital cost. The energy costs are heavily dependent on the way in which the desiccant is regenerated. The illustration compares the lifecycle cost for three types of desiccant dryers sized to dry 1160 cfm / 550 l/s.



The heatless desiccant dryer is the most expensive to operate because of the high amount of compressed air that is consumed for purging during the regeneration cycle. Typically, 15% of the rated flow capacity of a heatless dryer is consumed as purge air. Although the cost of operating this type of dryer is high, the heatless type is often selected because of its simplicity and reliability.

Site conditions

The selection of a desiccant dryer is also determined by the site conditions in which it has to operate. Desiccant dryers are particularly important in remote areas or hazardous sites where the atmosphere may contain explosive gases and powders, and in applications where the inlet air temperature is high. In such extreme environments, heatless desiccant dryers are preferred due to their simple design.



How does a desiccant dryer work?

Wet air passes directly through the desiccant medium which adsorbs the moisture. The desiccant medium has a finite capacity for adsorbing moisture before it must be dried out, or regenerated. To do this, the tower containing saturated desiccant medium is depressurized and the accumulated water is driven off. How this happens depends on the type of desiccant dryer:

- ▶ Heatless dryers use only compressed air as a purge.
- ▶ Blower purge dryers use a combination of air from an external blower, heat and minimal compressed air.

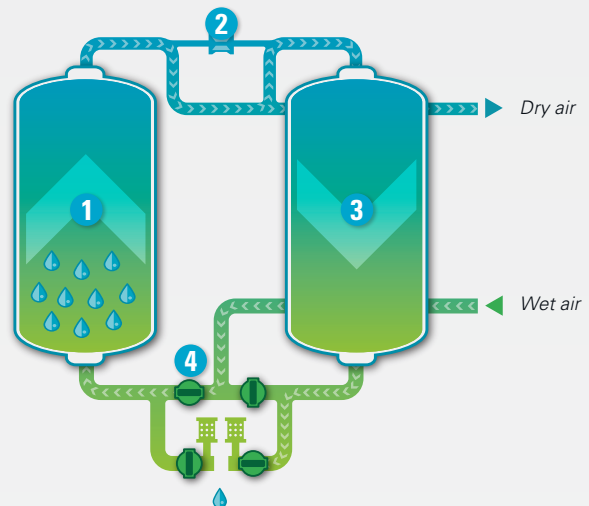
The drying process

- ▶ Wet compressed air flows upward through the desiccant which adsorbs the moisture, from bottom to top (1).

The regeneration process

Heatless desiccant dryers:

- ▶ Dry air from the outlet of the drying tower is expanded to atmospheric pressure (2) and sent through the saturated desiccant, forcing the adsorbed moisture out (3).
- ▶ After desorption, the blow-off valve is closed and the vessel is re-pressurized (4).

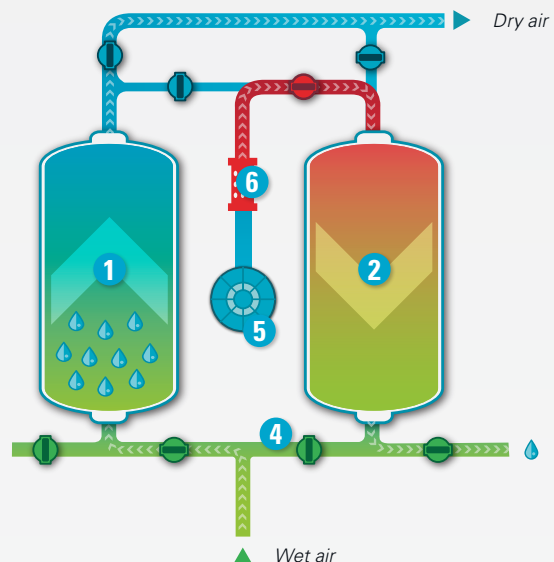


Blower purge desiccant dryers
(with and without zero purge cooling):

The blower (5) takes ambient air and blows it over the external heater (6). The heated air is then sent through the saturated desiccant (2), forcing the adsorbed moisture out, from bottom to top.

Cooling

- ▶ **Zero purge:** After the heating, the hot tower desiccant is cooled. Cooling is done by sending air from the hot vessel over a cooler and back into the hot tower, from bottom to top.
- ▶ **Purge:** After the heating, the hot tower desiccant is cooled. Cooling is done by expanding dry compressed air from the outlet of the adsorbing vessel over the hot reactivated tower, from top to bottom.



Switching


- ▶ After regeneration, the functions of both towers are switched (4).

Complete protection and energy-efficiency for your application

Dry and clean compressed air is essential for a broad range of industrial applications. Yet it must be produced reliably, energy-efficiently and cost-effectively. Atlas Copco's desiccant dryers protect your systems and processes. Their robust design ensures they operate with total reliability and deliver a constant, stable dewpoint in full load conditions and even during a temporary overload.

Electronics

Exceptional reliability for critical processes



Dry air is used to remove microscopic debris from the surfaces of computer chips and boards. Moisture can play havoc with sensitive processes and cause oxidation of micro-terminal strips, resulting in product failure. The electronics industry needs desiccant dryers offering a dewpoint as low as $-100^{\circ}\text{F}/-70^{\circ}\text{C}$, 24/7 availability and maximum uptime.

Food & Beverage

A reliable supply of dry air



The presence of moisture during the preparation of foods and beverages can cause contamination of end products. Processing machinery can also be affected by moisture, which interferes with their operation and obstructs the free and easy movement of the ingredient or item of food.

Oil & Gas

100% availability in a demanding environment



Moisture-laden air is unacceptable for the oil and gas industry, particularly on offshore establishments. It causes rust and pipe scale that can clog orifices, foul transmitters and other delicate sensing equipment, and distort instrument readings. If tools become rusty or corroded they soon become inoperable, and replacements are expensive. Oil & gas installations need 24/7 availability of dry compressed air at a low dewpoint.

Pharmaceuticals

A tight control on quality



Strict moisture control is a key factor in the manufacture of most drugs and medicines. Many materials used to produce pharmaceuticals have a physical affinity for moisture, which can cause powdered material to aggregate. Other powders that are formed into a tablet under high pressures will adhere only when in a dry state. Humidity can cause a tablet to crumble or the drug to decompose and diminish in its therapeutic value. To assure consistently high-quality drugs, the presence of dry air in the processing area and machinery is therefore vital.



■ Protecting your reputation and production

Compressed air entering the air net is always 100% saturated. When it cools, this moisture will condense, causing damage to your air system and finished products. Removing moisture from compressed air with a pressure dewpoint as low as $-100^{\circ}\text{F}/-70^{\circ}\text{C}$, Atlas Copco desiccant dryers eliminate system failures, production downtime and costly repairs.

■ Keeping your production up and running

Key features of Atlas Copco's desiccant dryers ensure maximum uptime for production processes:

- ▶ A constant Pressure Dewpoint (PDP) down to $-100^{\circ}\text{F}/-70^{\circ}\text{C}$ at 100% load conditions is the result of large pipes and vessels and efficient regeneration.
- ▶ A proven, durable design for the switching valves, the most important moving components in the dryer, significantly improves the dryer lifetime.
- ▶ An advanced control and monitoring system takes continuous care of the dryer to ensure production efficiency.

Atlas Copco desiccant dryers meet or exceed the international standards for compressed air purity and are tested according to ISO 7183:2007. Naturally, all our dryers are cULus compliant, providing full protection of electrical components, controls and displays.

■ Driving down energy costs

Atlas Copco's desiccant dryers incorporate a range of energy-saving features that will cut your carbon footprint. A low pressure drop below 2.9 psi/0.2 bar drives down energy costs. Dewpoint sensing and control adapts the energy consumption to the real load of the dryer. An adjustable PDP setpoint enables you to adapt the dryer to your actual needs. A zero purge variant on BD+ dryers, with closed loop cooling, provides even further savings by consuming no compressed air at all.

■ Easy installation and long maintenance intervals

The dryers have a small footprint thanks to an innovative all-in-one design. Delivered ready for use, installation is straightforward, minimizing costly production downtime. All internal components are easily accessible to facilitate maintenance. The use of high-grade desiccant and durable valves extends maintenance intervals beyond the standard three years.

■ Assuring your peace of mind


Through continuous investment in our competent, committed and efficient service organization, Atlas Copco ensures superior customer value by maximizing productivity. With a presence in over 160 countries, we offer professional and timely service through interaction and involvement. Uptime is guaranteed by dedicated technicians and 24/7 availability.

CD 25⁺-145⁺: Reliable and compact



1 Overfilled and spring-loaded high-performance desiccant cartridges

- Pressure Dewpoint of -40°F/-40°C as standard (-100°F/-70°C as option).
- Filter mat increases silencer lifetime by preventing dust exiting during regeneration.
- Overfilled cartridges protect against desiccant ageing and overflow peak.
- Horizontal operation possible.



2 Up-sized silencers with integrated safety valves

- Advanced mufflers avoid back-pressure, increase purge efficiency, offer protection in case of clogging via the integrated safety valve, and reduce noise level during blow-off.



3 High-quality valve block with few moving parts

- Designed to minimize pressure drop and increase reliability.



4 Corrosion protected design

- Base, heads, panels, valves and extrusion profiles are corrosion protected, increasing dryer lifetime.

5 Filters

- Pre-filter(s) protect desiccant against oil contamination, increasing desiccant lifetime.
- After-filter protects network against desiccant dust, avoiding network contamination.
- Can be mounted directly on the inlet and outlet of the dryer, for low pressure drop.
- Easy to assemble and maintain as no extra piping and filter connections are required.



6 Advanced control and monitoring system

- Timer control variant cycles defined to reach PDP target even at 100% load.
- Auto restart after power failure function with cycle status memory.
- Full status annunciation on LEDs, display and pressure gauges.
- Remote alarm and remote control.
- Purge Saver contact: the dryer can freeze purge cycle in case of unload/stop signal.
- All controls are protected from water and dust.

7 Dewpoint Dependent Switching (optional)

- Real PDP monitoring (hygrometer).
- PDP display on controller (and alarm).
- The dryer will only switch to the next tower when the desiccant is saturated (based on PDP input). During that period, the dryer consumes no purge.



CD 110⁺-1400⁺: Outstanding reliability and availability



1 High-quality desiccant

- Pressure dewpoint of -40°F/-40°C as standard (-100°F/-70°C as option).
- Up to 30% extra desiccant overfill to deliver consistent performance even in harsh conditions such as high temperatures and temporary overloads.

2 Stainless steel valves

- Fully stainless steel high-performance butterfly valves with actuators ensure long lifetime.



3 Up-sized silencers with integrated safety valves

- Advanced mufflers avoid back-pressure, increase purge efficiency, offer protection in case of clogging via the integrated safety valve, and reduce noise level during blow-off.

4 Modular piping with flanged connections

- Flanged piping simplifies maintenance and minimizes the chance of leakage.
- Pipe sizing is optimized to ensure a low pressure drop, resulting in energy savings.





5 Filters

- Pre-filter(s) protect desiccant against oil contamination, increasing desiccant lifetime.
- After-filter protects network against desiccant dust, avoiding network contamination.
- Can be mounted directly on the inlet and outlet of the dryer, for low pressure drop.
- Easy to assemble and maintain as no extra piping and filter connections are required.



6 Advanced control and monitoring system

- Fitted inside a real NEMA 4 cubicle for easy cabling and safety.
- Monitors all parameters to ensure maximum reliability of the installation.



7 Dewpoint Dependent Switching

- Real PDP monitoring (hygrometer).
- PDP display on controller (and alarm).
- The dryer will only switch to the next tower when the desiccant is saturated (based on PDP input). During that period, the dryer consumes no purge.

8 Robust and compact design

- Standard frame, including forklift slots and lifting eyes for easy handling.
- Wide vessels ensure a low air speed and a longer contact time.
- Flanges connecting vessels are integrated into the top and bottom shells, lowering the total unit height.

BD 100+ - 3000+: Rock-solid reliability & cost-efficiency



1 Long-life silica gel desiccant

- High adsorption silica gel desiccant needs less reactivation energy than other drying agents.
- 2-layer desiccant bed; a water-resistant bottom layer protects the high-performing top layer.
- Pressure dewpoint of -40°F/-40°C as standard (-100°F/-70°C as option).
- Up to 30% extra desiccant overflow to deliver consistent performance even in harsh conditions such as high temperatures and temporary overloads.



2 Stainless steel valves

- Fully stainless steel high-performance butterfly valves with actuators ensure long lifetime.



3 Robust frequency converter

- Select Zero Purge models feature a frequency converter to change the speed of the blower, resulting in saved energy.

4 Low wattage density heater

- Stainless steel design ensures long lifetime.
- Nickel-plated heater pipe protects against corrosion.
- Heater is installed in an insulated heater pipe for most energy-efficient setup.
- Optionally insulated vessels are available to further reduce heat losses and increase overall efficiency (standard on the -100°F/-70°C variant).

5 Modular piping with flanged connections

- Flanged piping simplifies maintenance and minimizes the chance of leakage.
- Pipe sizing is optimized to ensure a low pressure drop, resulting in energy savings.





6 Filters

- Pre-filter(s) protect desiccant against oil contamination, increasing desiccant lifetime.
- After-filter protects network against desiccant dust, avoiding network contamination.
- Can be mounted directly on the inlet and outlet of the dryer, for low pressure drop.
- Easy to assemble and maintain as no extra piping and filter connections are required.

7 Advanced control and monitoring system

- Fitted inside a real NEMA 4 cubicle for easy cabling and safety.
- Monitoring all parameters to ensure maximum reliability of installation.



8 Dewpoint dependent switching

- Real PDP monitoring (hygrometer).
- PDP display on controller (and alarm).
- The dryer will only switch to the next tower when the desiccant is saturated (based on PDP input). During that period, the dryer consumes no energy.



9 Zero Purge design saves compressed air

- Energy saving design uses aftercooler to assist in the regeneration and cool down of the regenerating desiccant bed.
- Air cooled aftercooler BD 350+ to BD 1100+
- Water cooled aftercooler BD 1250+ and higher
- Flanged connection for convenient piping of exhaust air



10 Robust and compact design

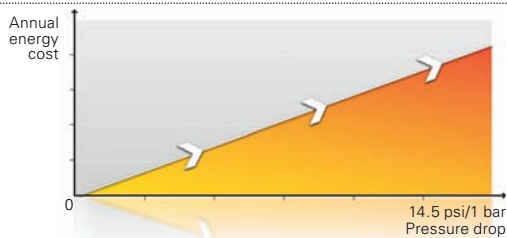
- Standard frame, including forklift slots and lifting eyes for easy handling.
- Wide vessels ensure a low air speed and a longer contact time.
- Flanges connecting vessels are integrated into the top and bottom shells, lowering the total unit height.

Superior energy-efficiency

A dryer's energy consumption mainly goes to internal pressure drops and the regeneration process. The key for designing desiccant dryers is therefore to keep the pressure drop as low as possible, and to develop technologies that allow regeneration to be as efficient as possible. Atlas Copco's dryers are designed to have a very low internal pressure drop below 2.9 psi/0.2 bar, and provide the most efficient regeneration process.

Low pressure drop saves energy and reduces operating costs

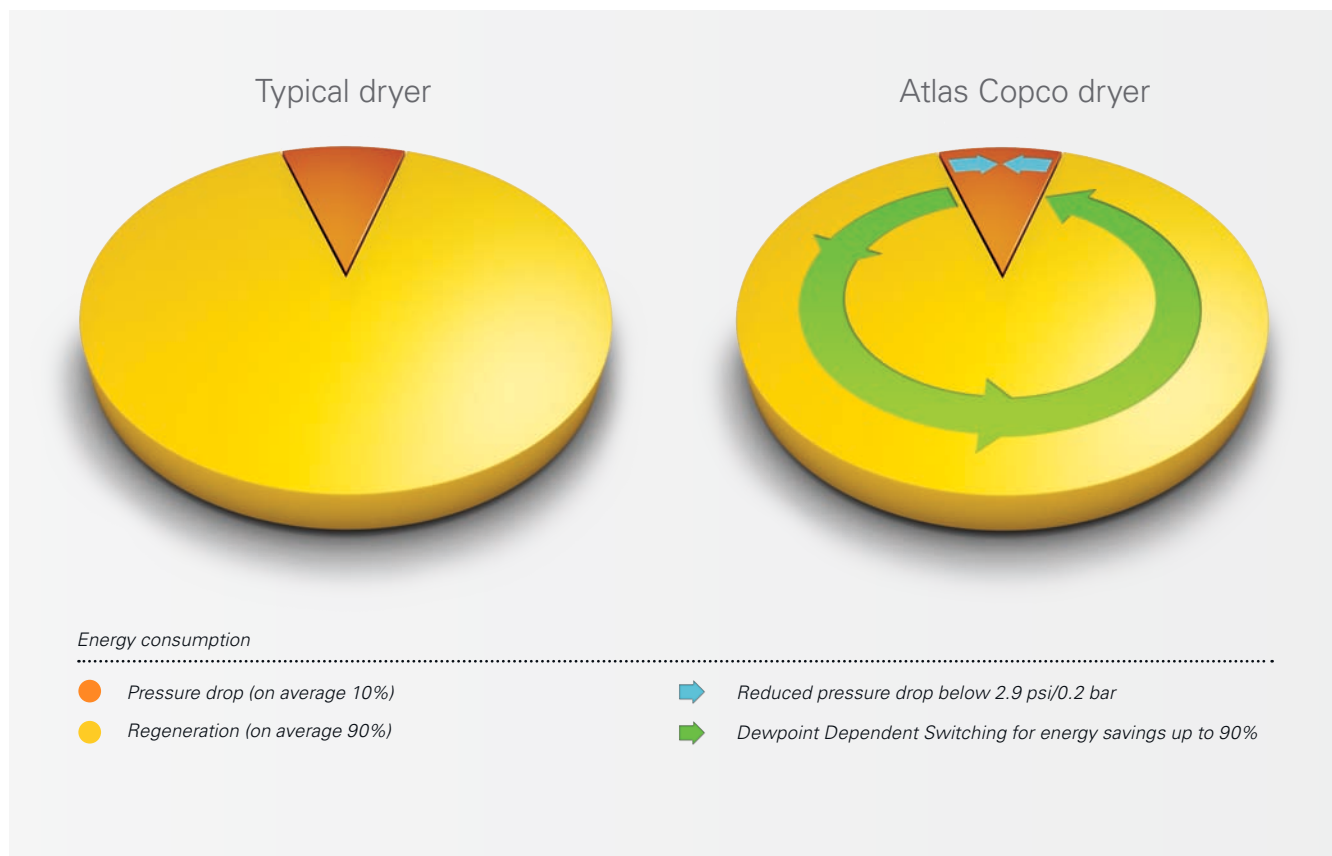
If a desiccant dryer experiences a high internal pressure drop, the compressor discharge pressure must be set higher than required, which wastes energy and increases operating costs. For example, on a 7-bar airnet, each 1 bar decrease in pressure potentially results in a 7% reduction in energy consumption and a 25% decrease in air leakage losses. Atlas Copco has therefore put considerable efforts into minimizing pressure drops in its dryers. The result is that most CD⁺ and BD⁺ desiccant dryers have a pressure drop below 2.9 psi/0.2 bar.



Efficient regeneration due to Dewpoint Dependent Switching

Atlas Copco's CD⁺ and BD⁺ desiccant dryers incorporate state-of-the-art energy management control with built-in Dewpoint Dependent Switching. This makes the dryers more efficient, leading to energy savings of up to 90%, depending on installation and usage.

The principle is simple. Although the regeneration time remains constant, the delay before switching from one tower to the other is controlled via the PDP sensor. This is connected to a hygrometer which precisely measures the remaining humidity in the outlet compressed air. As soon as the target PDP is reached, the dryer cycle that was on hold will resume by switching to the dry tower. Delaying cycles in this way leads to major energy savings. This occurs when operating conditions are lower than reference, or the flow fluctuates below maximum nominal load.



A step ahead in control and monitoring

Atlas Copco's Elektronikon® control and monitoring system takes continuous care of your CD+ or BD+ desiccant dryer to ensure optimal productivity and efficiency at your site.

User-friendly interface

Available in 32 languages, this graphical 3.5-inch high-definition color display with pictograms and LED indicators for key events is easy to use. The keyboard is durable to resist tough treatment in demanding environments.



Comprehensive maintenance display

Valuable items of information displayed include the ServicePlan indicator and preventive maintenance warnings.

Control and monitoring



Internet-based visualization

The Elektronikon® system monitors and displays key parameters such as dewpoint, vessel pressure and inlet temperature, and includes an energy-savings indicator. Internet-based visualization of your dryer is possible by using a simple Ethernet connection.

AIRConnect™

AIRConnect™ is an optional advanced remote monitoring package that offers complete analysis and accurate management. It is fully customizable to meet specific customer needs, from simple alarm notification via email or SMS to visualization via fieldbus, LAN or internet, including advanced reporting services.



Optimize your system

Scope of supply

Air circuit

- Stainless steel butterfly valves*
- In- and outlet air flanges
- Insulated heater pipe and connection pipe to vessels (only on BD*)

Connections

- ANSI-flanges

Electrical components

- Pre-mounted electrical cubicle
- Elektronikon® control and monitoring system**
- NEMA 4 protected
- Voltage free contacts for remote alarm and warning signals
- Pressure dewpoint sensor and control***

Framework

- Base frame with forklift slots
- Lifting eyes*

Mechanical approval

- ASME approval
- CRN approval****

* Not on CD 25-145*

** Not on CD 25-1400* & CD 110-300* with Timer Control

*** Optional on CD 25-1400* with Timer Control

**** CRN approval on vessels and safety relief valves. Full CRN approval is optional.

Additional features & options

Options	CD 25*-145*	CD 110*-300*	CD 350*-1400*	BD 100*-300*	BD 350*-3000*	
				Purge	Purge	Zero Purge
Maximum working pressure 210 psig/14.5 bar(e)	■	●	●	■	●	●
2nd PDP read out	-	-	●	-	●	●
-100°F/-70°C pressure dewpoint	●	●	●	●	-	●
Pre- and after-filter package for GA oil-injected compressor*	■	■	●	■	●	●
Pre- and after-filter package for Z oil-free compressor	-	-	●	-	●	●
Sonic nozzle	- / ●	●	●	●	●	●
Minimum pressure valve	-	-	-	■	-	-
GSM connect	-	-	●	-	●	●
High inlet temperature variant	-	●	●	●	●	●
High ambient temperature variant	-	-	-	●	●	●
Dryer tower insulation	-	-	-	●	●	●
Optimized purge nozzle (58-80-123-145 psig /4-5.5-8.5-10 bar(e))	■	●	●	●	●	-
Blower inlet filter	-	-	-	●	●	●
External pilot air connection for low pressure inlet	-	-	-	-	●	●
NEMA 4 cubicle	-	●	■	■	■	■
NEMA4X cubicle	●	●	●	●	●	●
Reversed in - outlet piping	-	●	●	●	●	●
Pneumatic control	-	●	●	●	●	●
Wall mounting set	- / ●	-	-	-	-	-
Dp switch on filters	-	●	●	■	●	●

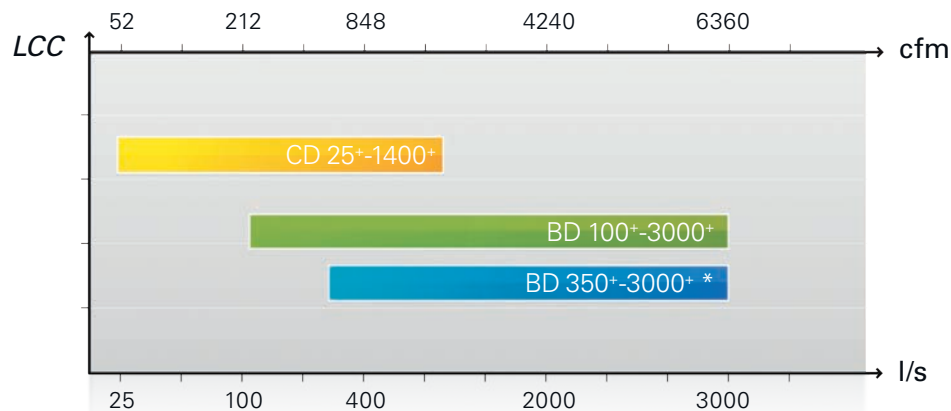
■ Standard

● Optional

- Not available

* With electronic pressure drop monitoring

Desiccant dryer range



* with zero purge cooling

Technical specifications

Heatless desiccant dryers

DRYER TYPE	Inlet flow			Pressure drop (excluding filters)		Inlet/outlet connections 50 Hz: G/PN16 60 Hz: NPT/DN	Filter sizes (recommended)			Dimensions						Weight	
	FAD 7 bar(e)/100 psig			bar	psi		Pre-filters		After-filter	mm			in			kg	lbs
	l/s	m³/h	cfm				1 µm 0,1 ppm	0,01 µm 0,01 ppm	1 µm	L	W	H	L	W	H		
CD 25*	25	90	53	0.06	0.87	½"	DD32	PD32	DDp32	550	201	1233	21.7	7.9	48.5	50	110
CD 30*	30	108	64	0.09	1.23	½"	DD32	PD32	DDp32	550	201	1233	21.7	7.9	48.5	50	110
CD 35*	35	126	74	0.10	1.38	½"	DD32	PD32	DDp32	550	201	1478	21.7	7.9	58.2	60	132
CD 50*	50	180	106	0.32	4.64	1"	DD60	PD60	DDp60	550	201	1846	21.7	7.9	72.7	80	176
CD 60*	60	216	127	0.12	1.74	1"	DD60	PD60	DDp60	550	364	1233	21.7	14.3	48.5	100	220
CD 70*	70	252	148	0.16	2.32	1"	DD60	PD60	DDp60	550	364	1479	21.7	14.3	58.2	120	265
CD 80*	80	288	170	0.33	4.79	1½"	DD120	PD120	DDp120	550	364	1846	21.7	14.3	72.7	160	353
CD 100*	100	360	212	0.35	5.08	1½"	DD120	PD120	DDp120	550	364	1846	21.7	14.3	72.7	160	353
CD 145*	145	522	307	0.43	6.24	1½"	DD150	PD150	DDp150	550	526	1846	21.7	20.7	72.7	240	529
CD 110*	107	385	227	0.12	1.74	1½"	DD120	PD120	DDp120	950	728	1695	37.4	28.7	66.7	340	750
CD 150*	150	540	318	0.16	2.32	1½"	DD150	PD150	DDp150	1089	848	1731	42.9	33.4	68.1	415	915
CD 185*	185	666	392	0.20	2.90	1½"	DD175	PD175	DDp175	1089	848	1731	42.9	33.4	68.1	445	981
CD 250*	250	900	530	0.14	2.03	2"	DD280	PD280	DDp280	1106	960	1816	43.5	37.8	71.5	600	1323
CD 300*	300	1080	636	0.19	2.76	2"	DD280	PD280	DDp280	1173	1116	1854	46.2	43.9	73.0	660	1433
CD 350*	350	1260	742	0.148	3	3"	DD390	PD390	DDp390	1041	1930	2616	41	76	103	1056	2090
CD 425*	425	1530	900	0.148	3	3"	DD520	PD520	DDp520	1041	1930	2616	41	76	103	1133	2266
CD 500*	500	1800	1060	0.148	3	3"	DD520	PD520	DDp520	1041	2082	2413	41	82	95	1463	2882
CD 700*	700	2520	1483	0.14	3	4"	DD780	PD780	DDp780	1219	2463	2513	48	97	99	2160	4268
CD 850*	850	3060	1801	0.14	3	4"	DD780	PD780	DDp780	1219	2463	2513	48	97	99	2337	4664
CD 1100*	1100	3960	2331	0.14	3	4"	DD1050	PD1050	DDp1050	1219	2463	2513	48	97	99	2781	5720
CD 1250*	1250	4500	2649	0.14	3	6"	DD1400	PD1400	DDp1400	1626	2641	3352	64	104	132	3628	7579
CD 1400*	1400	5040	2967	0.14	3	6"	DD1400	PD1400	DDp1400	1626	2641	3352	64	104	132	3919	8140

Blower purge desiccant dryers

DRYER TYPE	Inlet flow			Average power consumption	Pressure drop (excluding filters)		Inlet/outlet connections 50 Hz: G/PN16 60 Hz: NPT/DN	Filter sizes (recommended)			Dimensions						Weight	
	FAD 7 bar(e)/100 psig				kW	bar		psi	Pre-filters		After-filter	mm			in			kg
	l/s	m³/h	cfm	1 µm 0,1 ppm					0,01 µm 0,01 ppm	1 µm	L	W	H	L	W	H		
Purge cooling																		
BD 100*	100	360	212	3	0.20	2.90	1 1/2"	DD120	PD120	DDp120	1250	770	1720	49	30	68	640	1421
BD 150*	150	540	318	3	0.20	2.90	1 1/2"	DD150	PD150	DDp150	1300	870	1770	51	34	70	680	1510
BD 185*	185	666	392	5	0.20	2.90	1 1/2"	DD175	PD175	DDp175	1300	870	1770	51	34	70	710	1576
BD 250*	250	900	530	5.5	0.20	2.90	2"	DD280	PD280	DDp280	1345	955	1816	53	38	71	775	1721
BD 300*	300	1080	636	5.5	0.20	2.90	2"	DD280	PD280	DDp280	1425	1010	1853	56	40	73	820	1821
BD 350*	350	1260	742	7.2	0.12	1.75	3"	DD390	PD390	DDp390	1270	1943	2692	50	76.5	106	1190	2624
BD 425*	425	1530	900	8.9	0.12	1.75	3"	DD390	PD390	DDp390	1270	1943	2692	50	76.5	106	1300	2866
BD 500*	500	1800	1060	10.6	0.12	1.75	3"	DD520	PD520	DDp520	1270	2096	2489	50	82.5	98	1620	3571
BD 700*	700	2520	1483	16.4	0.12	1.75	4"	DD780	PD780	DDp780	1435	2464	2705	56.5	97	106.5	2390	5269
BD 850*	850	3060	1801	16.4	0.12	1.75	4"	DD780	PD780	DDp780	1435	2464	2705	56.5	97	106.5	2600	5732
BD 1100*	1100	3960	2330	24.3	0.12	1.75	4"	DD1050	PD1050	DDp1050	1435	2464	3251	56.5	97	128	3040	6702
BD 1250*	1250	4500	2648	33	0.1	1.45	6"	DD1400	PD1400	DDp1400	2503	2692	2721	98.5	106	107	4072	8977
BD 1400*	1400	5040	2966	33	0.1	1.45	6"	DD1400	PD1400	DDp1400	2503	2692	2721	98.5	106	107	4270	9413
BD 1800*	1800	6480	3813	39	0.16	2.32	6"	DD1800	PD1800	DDp1800	2556	2845	2750	101	112	108.25	4918	10842
BD 2200*	2200	7920	4662	55	0.22	3.2	6"	DD2100	PD2100	DDp2100	2612	2997	2867	103	118	113	5866	12932
BD 3000*	3000	10800	6357	69	0.18	2.61	8"	DD3000	PD3000	DDp3000	3090	3353	3133	122	132	123.5	7964	17558
Zero purge cooling																		
BD 350*	350	1260	742	8.6	0.12	1.75	3"	DD390	PD390	DDp390	1499	1956	2692	58.5	76.0	105.0	1442	3172
BD 425*	425	1530	900	10.7	0.12	1.75	3"	DD390	PD390	DDp390	1499	1956	2692	58.5	76.3	105.0	1574	3463
BD 500*	500	1800	1060	13.2	0.12	1.75	3"	DD520	PD520	DDp520	1499	2096	2489	58.5	81.7	97.1	1830	4026
BD 700*	700	2520	1483	23.4	0.12	1.75	4"	DD780	PD780	DDp780	1638	2464	3251	63.9	96.1	126.8	2740	6028
BD 850*	850	3060	1801	23.4	0.12	1.75	4"	DD780	PD780	DDp780	1638	2464	3251	63.9	96.1	126.8	2948	6486
BD 1100*	1100	3960	2330	32.4	0.12	1.75	4"	DD1050	PD1050	DDp1050	1638	2464	3251	63.9	96.1	126.8	3472	7638
BD 1250**	1250	4500	2648	33	0.1	1.45	6"	DD1400	PD1400	DDp1400	2503	3230	2721	98.5	127	107	4072	9976
BD 1400**	1400	5040	2966	37	0.1	1.45	6"	DD1400	PD1400	DDp1400	2503	3230	2721	98.5	127	107	4270	10190
BD 1800**	1800	6480	3813	45	0.16	2.32	6"	DD1400	PD1400	DDp1400	2556	3414	2750	101	134	108.25	4918	11620
BD 2200**	2200	7920	4662	62	0.22	3.2	6"	DD2100	PD2100	DDp2100	2612	3596	2867	103	142	113	5866	13709
BD 3000**	3000	10800	6357	79	0.18	2.61	6"	DD2000	PD2000	DDp2000	3090	4023	3133	122	158	123.5	7964	18335

* Dimensional and performance data are subject to change

Reference conditions:

Performance data per ISO 7183:2007

Compressor air inlet temperature: 35°C/100°F

Inlet relative humidity: 100%

Dryer inlet pressure for 11 bar variants, after inlet filtration





Driven by innovation

With more than 135 years of innovation and experience, Atlas Copco delivers the products and services to help maximize your company's efficiency and productivity. As a global industry leader, we are dedicated to offering high air quality at the lowest possible cost of ownership. Through continuous advancements, we strive to safeguard your bottom line and bring you peace of mind.



Local interaction

Atlas Copco Compressors LLC is headquartered in Rock Hill, SC. Our 187,000 sq. ft. manufacturing plant is one of several Atlas Copco production units across the U.S., including a custom design facility in Houston, TX. We take the best possible care of our customers through four regional customer centers and appointed authorized distributors, supported by a 131,000 sq. ft. distribution center and a network of field based personnel throughout the country. Across all of our different business types and brands, Atlas Copco employs approximately 3,300 people in the U.S.



Committed to sustainability

In 2010, Atlas Copco was named one of the Top 100 Sustainable Companies in the World for the fifth consecutive year. Through our Water for All organization, Atlas Copco is committed to supporting projects that supply clean water to those who need it most. Visit www.water4all.org for more information. All Atlas Copco Compressors facilities in the United States are triple certified to ISO 14001, ISO 9001 and OHSAS 18001; a set of standards to protect the environment, ensure product quality, and promote our employees' health and occupational safety.

www.atlascopco.us
866-344-4887

